

Magic # @ library = 793.8

Find Magic Books and other resources recommended by Steve Johnson Listed Here:

★ www.MagicSJ.com/Shop ★

THE MAGICIAN

PRESENTATIONS FOR:

SHOWS • MEETINGS
BANQUETS • PARTIES!

Fundraisers • Libraries
Camps • Schools
Festivals • Picnics

For fees and dates please contact:

Add Some Magic To Your Event!

www.MagicSJ.com

AMAZING MAGIC TRICKS YOU CAN DO!



COMPILED FOR YOU BY


Steve Johnson

THE MAGICIAN

ENTERTAIN AND AMAZE YOUR FRIENDS WITH THESE SPECIALLY SELECTED MAGIC TRICKS! REMEMBER THE CARDINAL RULE OF MAGIC... "DO NOT GIVE AWAY THE SECRET" IF YOU DO, NOT ONLY IS THE MYSTERY GONE, BUT SO IS ALL THE HAPPY FUN!




TELL YOUR FRIENDS THAT YOU ARE ABOUT TO DO A MAGIC TRICK! SO DOING, YOU REACH INTO YOUR POCKET AND BRING OUT A SMALL CHANGE PURSE. "TO DO MAGIC, I WILL NEED A MAGIC WAND!" YOU SAY. YOU THEN OPEN THE PURSE, REACH IN, AND MAGICALLY PULL OUT A MAGIC WAND! "YOU HAVE DONE THE IMPOSSIBLE!" THEY'LL SAY. • TO DO THIS TRICK, HIDE A WAND UP YOUR SLEEVE (FIG.1) YOU'VE MADE A SLIT IN THE PURSE (FIG.2.) INTO WHICH YOU REACH TO GRASP THE WAND AND GUIDE IT OUT OF THE PURSE (FIG.3.)



OPEN A BOOK AND PLACE FOUR COINS ON IT (FIG.1) TELL SOMEONE THAT YOU WILL POUR THE COINS INTO THEIR CUPPED HANDS, BUT, IN SO DOING, YOU'LL CAUSE THE COINS TO MULTIPLY TO EIGHT IN NUMBER (FIG.2.)

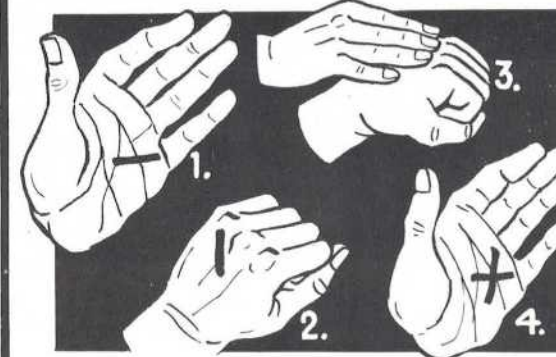
• BEFORE HAND, HIDE FOUR COINS INSIDE THE BACKBINDING OF THE BOOK (FIG.3.) CLOSE THE BOOK AND THE COINS ARE SECURED. — WHEN YOU OPEN THE BOOK, THE HIDDEN COINS WILL SLIDE OUT, JOINING THE FOUR ORIGINAL COINS (FIG.2.)!



FIRST YOU MUST MAKE THE TWO CARDS AS SHOWN IN FIG.1. SIMPLY USE TWO BLANK PLAYING CARDS, OR CUT OUT TWO CARDS FROM LIGHT CARDBOARD. WITH A FELT MARKING PEN, DRAW IN THE DOTS (FIG.1). DO NOT EVER SHOW THIS SIDE OF THE CARDS.

PLACE YOUR FINGERS OVER THE BOTTOM DOT (FIG.2) — SHOW THE CARD AND SAY, "HERE IS THE ACE!" — TURN THE CARD OVER, PLACE YOUR FINGERS ON THE BLANK SPACE (FIG.3), SHOW THE CARD AGAIN AND SAY, "I'VE CHANGED IT TO A THREE SPOT"

FOLLOW FIG.4. AND FIG.5. AND YOU SHOW A "FOUR" SPOT AND MAGICALLY CHANGE IT INTO A "SIX" SPOT!




WITH A PIECE OF CHARCOAL MAKE A MARK ON YOUR PALM, IN THE EXACT PLACE AS SHOWN, CROSSING THE CREASE IN YOUR HAND (FIG.1). TURN YOUR HAND OVER AND MAKE A MARK AS ON (FIG.2). — NOW SAY THAT YOU WILL RUB OUT THE MARK ON THE BACK OF YOUR HAND (MAKE A TIGHT FIST) (FIG.3) AND RUB VIGOROUSLY! — OPEN YOUR HAND! — THE RUBBED OUT MARK HAS GONE THRU YOUR HAND AND CROSSES THE MARK ON YOUR PALM!

MORE



IT SEEMS THAT EVERY MAGICIAN MUST HAVE A RABBIT TO MAKE HIS ACT COMPLETE! HERE'S HOW TO PRODUCE ONE OF YOUR OWN! ALL YOU NEED IS A BRIGHT LIGHT, A BLANK WALL AND YOUR HANDS!
 • LOCK YOUR LITTLE FINGERS TOGETHER, AND DON'T LET GO! NOW PLACE THE BACKS OF BOTH HANDS UPON EACH OTHER. NOW POSITION YOUR FINGERS AS SHOWN. HOLD YOUR HANDS BEFORE A LIGHT, AND YOU WILL SEE THE SHADOW OF YOUR RABBIT ON THE WALL!!!




MAGICALLY AND MYSTERIOUSLY YOU STAND A PLAYING CARD UPRIGHT ON THE TABLE, THEN, MORE AMAZINGLY, YOU BALANCE A GLASS OF WATER ON TOP OF THE CARD! (FIG. 1)

• BEFOREHAND, PREPARE A CARD BY PASTING ANOTHER CARD TO ITS BACK AT RIGHT ANGLES (FIG. 2). THEN IT IS A SIMPLE MATTER TO PERFORM THIS PUZZLER. DO NOT LET ANYONE SEE THE BACK OF THE PREPARED CARD!!

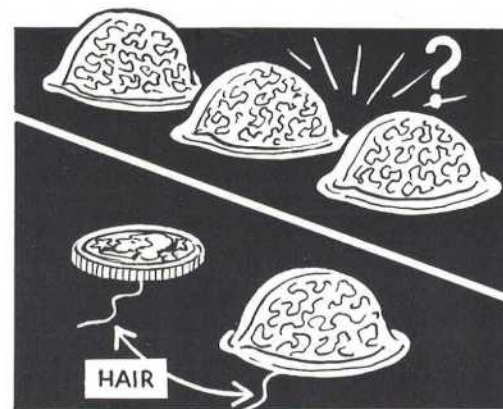


SHOW EVERYONE A SINGLE COIN. TELL ALL THAT, BY RUBBING YOUR ELBOW WITH IT, YOU CAN CHANGE IT INTO TWO COINS! AND YOU DO IT! • BEFORE DOING THIS TRICK, HIDE A SIMILAR COIN IN YOUR COLLAR (FIG. 1.) AS YOU RUB YOUR ELBOW, GRASP THE HIDDEN COIN AND, AS YOU BRING YOUR HANDS TOGETHER, YOU CAN SHOW YOUR AUDIENCE TWO COINS WHERE THERE WAS ONCE JUST ONE !!!



ARRANGE THE 3 ACES AS SHOWN HERE. (FIG. 1.) ALOUD, NAME OFF THE 3 CARDS, "ACE OF SPADES, ACE OF DIAMONDS, ACE OF CLUBS!" HAVING EVERYONE VERIFY THIS, PICK UP THE CARDS AND HAND THEM TO SOMEONE! LO, AND BEHOLD, THEY'LL SAY THE ACE OF DIAMONDS IS MISSING AND THE ACE OF HEARTS HAS TAKEN ITS PLACE! YOU SAY, "THE ACE OF DIAMONDS ISN'T MISSING! IT IS HERE IN MY POCKET!" YOU THEN PRODUCE IT, TO THE AMAZEMENT OF ALL! • BEFOREHAND, HIDE THE ACE OF DIAMONDS IN YOUR POCKET AND SECRETLY ARRANGE THE ACES AS SHOWN.

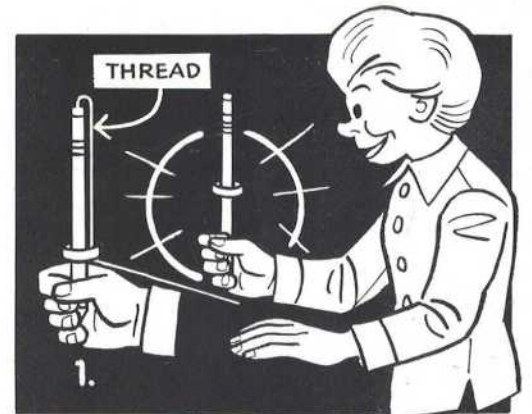
★ MagicSJ ★



PLACE A COIN UNDER ONE OF THREE WALNUT SHELLS. AS YOUR BACK IS TURNED, ASK SOMEONE TO MOVE THEM AROUND SO THAT YOU WON'T KNOW UNDER WHICH WALNUT SHELL THE COIN NOW IS! YOU THEN TURN AROUND AND IMMEDIATELY LIFT THE WALNUT SHELL UNDER WHICH THE COIN IS LOCATED! IT'S MAGIC!
 • SIMPLY PREPARE THIS BY GLUING A FINE HAIR TO THE COIN. LOOK FOR THE HAIR THAT, ONLY YOU KNOW, IS THERE!!!



TELL YOUR AUDIENCE THAT YOU HAVE A NOVEL WAY OF OPENING YOUR MAIL. YOU THEN TOSS AN ENVELOPE INTO THE AIR AND SNIP AT IT IN MIDAIR WITH A SCISSORS, NEATLY CUTTING OFF ONE END OF THE ENVELOPE! (FIG. 1.)
 • PREPARE THIS AMAZER BY SECRETLY CUTTING OFF THE ENVELOPE EDGE AND HIDING IT BETWEEN THE BLADES OF THE SCISSORS. (FIG. 2.) AS YOU SNIP IN MIDAIR, THE SECRET PIECE WILL FLY OUT, LOOKING LIKE IT HAS JUST BEEN CUT OFF THE EDGE OF THE ENVELOPE. (FIG. 3)



HOLD A PENCIL, UPRIGHT, IN YOUR HAND. (FIG. 1.) PLACE A FINGER RING ON IT SO THAT IT RESTS ON THE HAND THAT IS HOLDING THE PENCIL. NOW YOU MAGICALLY CAUSE THE RING TO RISE AND FALL AT YOUR WHIM! TO EVERYONE'S AMAZEMENT!
 • SECRETLY ATTACH A THREAD TO THE TOP OF THE PENCIL AND TO A BUTTON ON YOUR BLOUSE. AS YOU MOVE YOUR HAND FORWARD OR BACK, THE RING WILL RISE AND FALL!!!



PLACE A TOOTHPICK ON A HANDKERCHIEF! NOW GENTLY FOLD THE HANKY, FEEL FOR THE TOOTHPICK, AND TELL YOUR FRIENDS TO LISTEN TO THE "SNAP" AS YOU BREAK THE TOOTHPICK! SNAP! EVERYONE SEES, AND HEARS, YOU DO IT! YOU THEN SHAKE LOOSE, FROM THE HANKY, THE TOOTHPICK, RESTORED AND UNHARMED!!
 • PREPARE THIS TRICK BY PLACING A TOOTHPICK INSIDE THE HEM OF THE HANKY. THIS HIDDEN TOOTHPICK IS THE ONE YOU BREAK, LEAVING THE ORIGINAL TOOTHPICK UNHURT. BY PLACING MORE THAN ONE TOOTHPICK IN THE HEM, YOU CAN REPEAT THE TRICK AGAIN!