

TWIST A LONG BALLOON (AT FIG. A.) AND LET A LITTLE BOY OR GIRL BE THE CLOWN MAGICIAN'S LONG-EARED BUNNY RABBIT ASSISTANT!



PUSH YOUR THIRD FINGER INTO THE END OF THE BALLOON (AS SHOWN). WHEN YOU LET GO, THE BALLOON WILL **ZOOM** FORWARD!

EACH KIDDIE GETS ONE!

FROM

The BALLOON MAGICIAN

FOR YOUR NEXT BIRTHDAY PARTY, PICNIC, GRAND OPENING, PROMOTION OR SPECIAL EVENT, ENGAGE

Magic # @ library = 793.8
 Find recommended magic books & other resources listed here:
 ★ MagicSJ.com/Shop ★

Add Some Magic To Your Event!
MagicSJ.com

HOW TO MAKE A BALLOON ANIMAL

PRESENTED BY


Steve Johnson

Get your balloons here:
MagicSJ.com/Shop


BALLOON MAGIC

I'LL HUFF AND I'LL PUFF
AND I'LL BLOW YOUR BLUES AWAY!


AS, AND WHILE YOU ARE BLOWING AIR INTO THE BALLOON, STRETCH IT OUT, BUT DO NOT INFLATE IT ALL THE WAY. LEAVE 4 OR 5 INCHES (AS ILLUSTRATED).




TIE A KNOT IN THE NECK (IN THIS MANNER)




BY TWISTING THE BALLOON A FEW TIMES, MAKE THREE BUBBLES...



TWIST 1. AND 3. TOGETHER



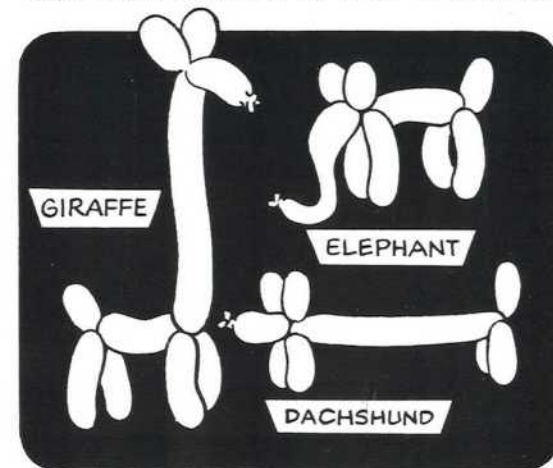
REPEAT STEP B. - THUS MAKING 3 MORE BUBBLES, WHICH WILL BE THE LEGS AND NECK. TWIST AS SHOWN IN STEP C.



LEAVE A BIT LONGER SECTION FOR THE BODY. NOW REPEAT STEP B. (REAR LEGS SAME AS FRONT LEGS). THE TAIL WILL BE THE END BUBBLE.



IT IS POSSIBLE TO MAKE OTHER ANIMALS BY SIMPLY CHANGING THE SIZE AND LENGTH OF THE BUBBLES.



The COLOR CHANGING BALLOON TRICK

A BRIGHT **RED** BALLOON IS SHOWN TO YOUR AUDIENCE! YOU BUT **TOUCH** THE BALLOON WITH YOUR FINGER & IT TURNS INTO A **YELLOW** BALLOON!

THE **SECRET** IS THAT YOU HAVE PUT A YELLOW BALLOON **INSIDE** A RED ONE! YOU BREAK THE OUTER BALLOON WITH A **PIN** YOU **SECRETLY** HOLD IN YOUR HAND

